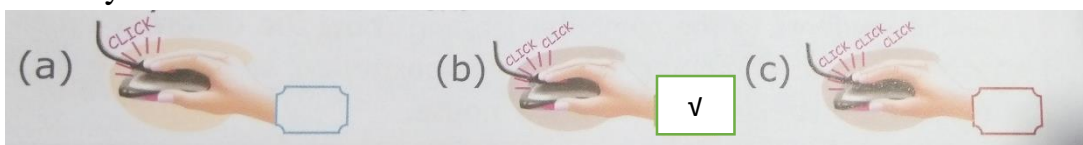


CHAPTER 5 COMPUTER MOUSE EXERCISES


Section - A

A. Picture Quiz

1. Identify the double-click.



2. Identify the mouse pointer.



B. Multiple Choice Question

Tick (✓) the correct option.

Who invented the computer mouse?

- (a) Charles Babbage
- (b) Douglas Engelbart
- (c) None of these

C. Fill in the blanks:

Single, mouse, Index, Double

1. A**mouse**..... is used to point and select an item on the monitor.
2.**Index**..... finger is used to press the left mouse button.
3.**Single**..... -click is used to select an item
4.**Double**..... -click is used to select and open an item.

D. Write **T** for true statement and **F** for false statement.

1. The mouse helps to draw pictures and play games. (T)
2. Releasing the mouse button is called dragging. (F)
3. A mouse moves better on a smooth surface. (T)
4. Wireless mouse is not a cordless mouse. (F)

Section – B

Answer the following.

Q.1 What is a mouse pointer?

Ans: The arrow on the monitor is called mouse pointer.

Q.2 What is called clicking?

Ans: Pressing the mouse button is called clicking.

Q.3 What is single click?

Ans: Pressing the left mouse button once is called single click. It is used to select an item on the monitor.

Q.4 What is double click?

Ans: Pressing the mouse button twice quickly is called double click. It is used to select and open an item on the monitor.

Q.5 What is called dragging?

Ans: Moving an object on the screen while holding the left button pressed is called dragging.

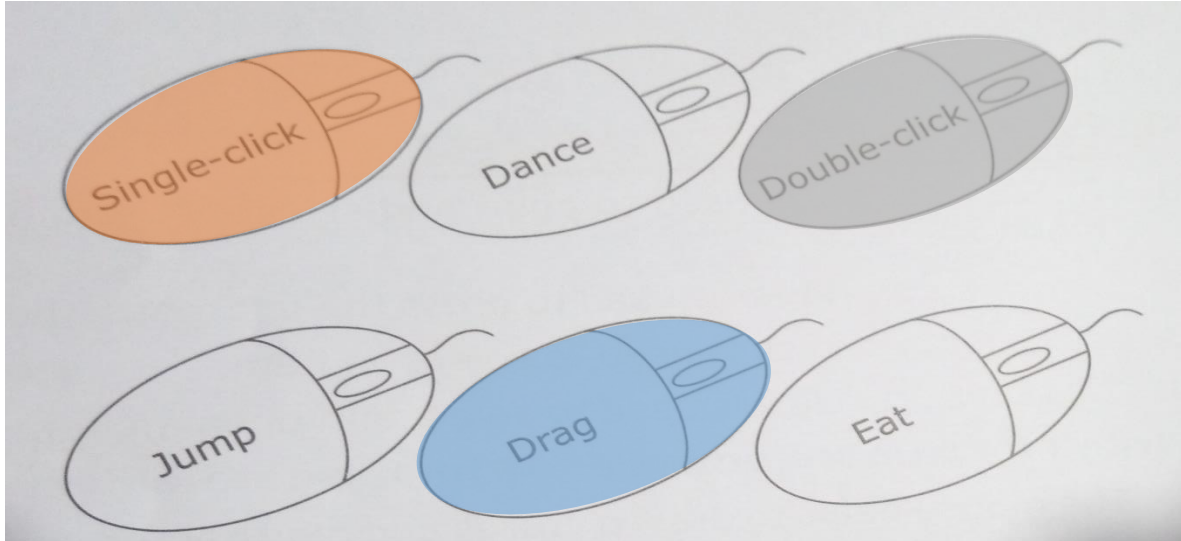
Q.6 What is called dropping?

Ans: Releasing of the mouse button after dragging an object is called dropping.

FUN ZONE

B. ACTIVITY

What do you do with a computer mouse? Colour the correct actions.



Ex.5 Three astronauts are going to space. Help them to find their rockets.

Ex.6 Put a tick (✓) for the correct picture and a cross (×) for the incorrect picture.