

EXERCISE 13 B.

Modes of travellings to school by the students

A)

☺ = 1 student

Mode	Number of students
Bus	☺ ☺ ☺ ☺ ☺ ☺ ☺ ☺ ☺ ☺
Car	☺ ☺ ☺
Scooter	☺ ☺ ☺ ☺
Cycle	☺ ☺ ☺ ☺ ☺ ☺ ☺ ☺ ☺ ☺
Walking	☺ ☺ ☺ ☺ ☺ ☺ ☺ ☺ ☺ ☺ ☺ ☺

B) Different types of trees planted in a park.

🌳 = 1 tree

Name of the trees	Number of trees
Mango tree	🌳 🌳 🌳 🌳
Banyan tree	🌳 🌳
Neem tree	🌳 🌳 🌳 🌳 🌳 🌳
Guava tree	🌳 🌳 🌳 🌳 🌳

Sale of toys during the weekdays.

c)

\$ = 4 toys

Days	Number of toys sold
Monday	\$ \$ \$ \$ \$
Tuesday	\$ \$ \$
Wednesday	\$ \$ \$ \$ \$ \$ \$ \$ \$
Thursday	\$ \$ \$ \$
Friday	\$ \$ \$ \$ \$ \$
Saturday	\$ \$ \$ \$ \$

Number of animals in five villages.

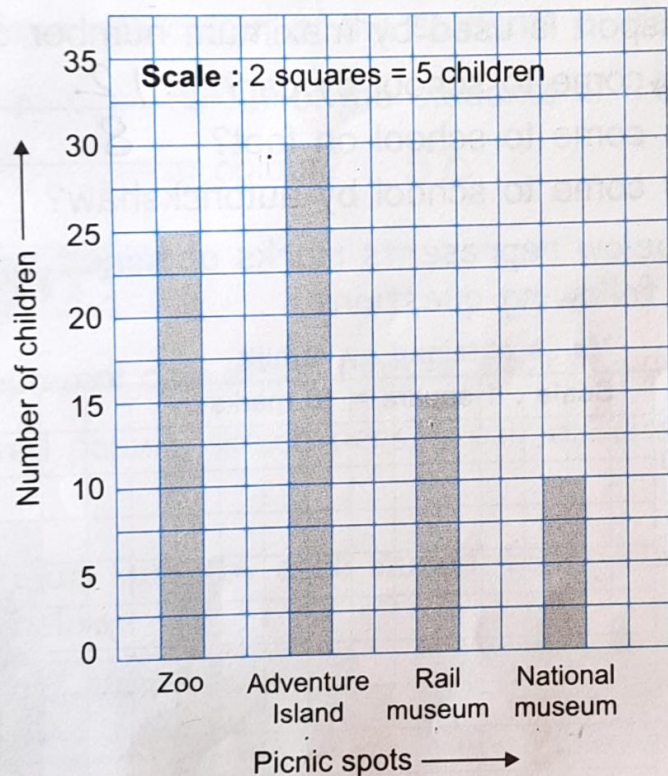
d)

□ = 10 animals

Village	Number of animals
I	□ □ □ □ □ □ □ □
II	□ □ □ □ □
III	□ □ □ □ □ □ □ □ □ □
IV	□ □ □ □ □ □ □ □
V	□ □ □ □ □ □ □

EXERCISE 13 C

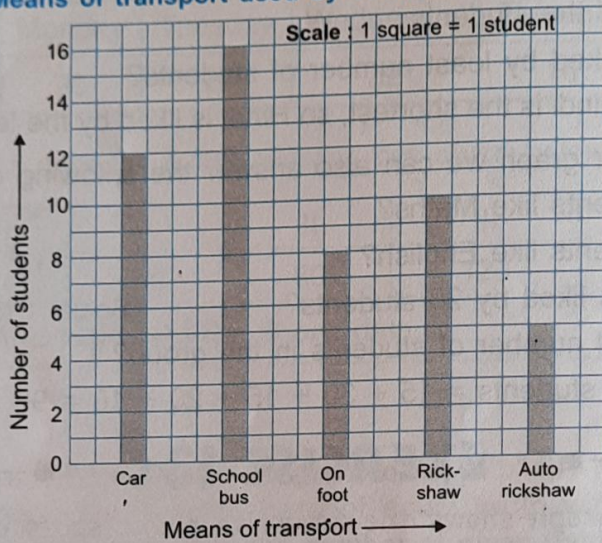
A. The following bar graph shows the favourite picnic spots of children of a class. Look at the bar graph and choose the correct answer :



1. How many children would like to go to Rail Museum? 15
2. How many children would like to go to Zoo? 25
3. How many children would like to go to Adventure island? 30
4. How many children are there in the class? $25 + 30 + 15 + 10 = 80$
5. Which destination is liked by maximum number of children? Adventure Island.

B. The bar graph shown here represents different means of transport used by students of class IV-A to come to school.

Means of transport used by students of class IV-A

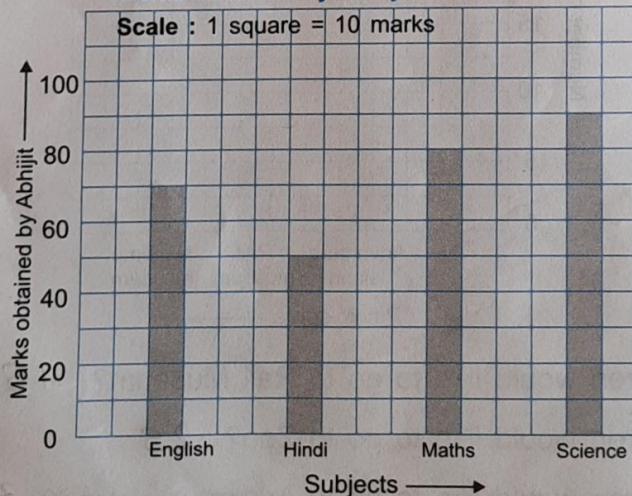


Study the bar graph and answer the following questions.

1. Which mode of transport is used by maximum number of students? School bus.
2. How many students come to school by car? 12
3. How many students come to school on foot? 8
4. How many students come to school by autorickshaw? 5

C. The bar graph shown below represents marks obtained by Abhijit. Look at the bar graph and answer the following questions :

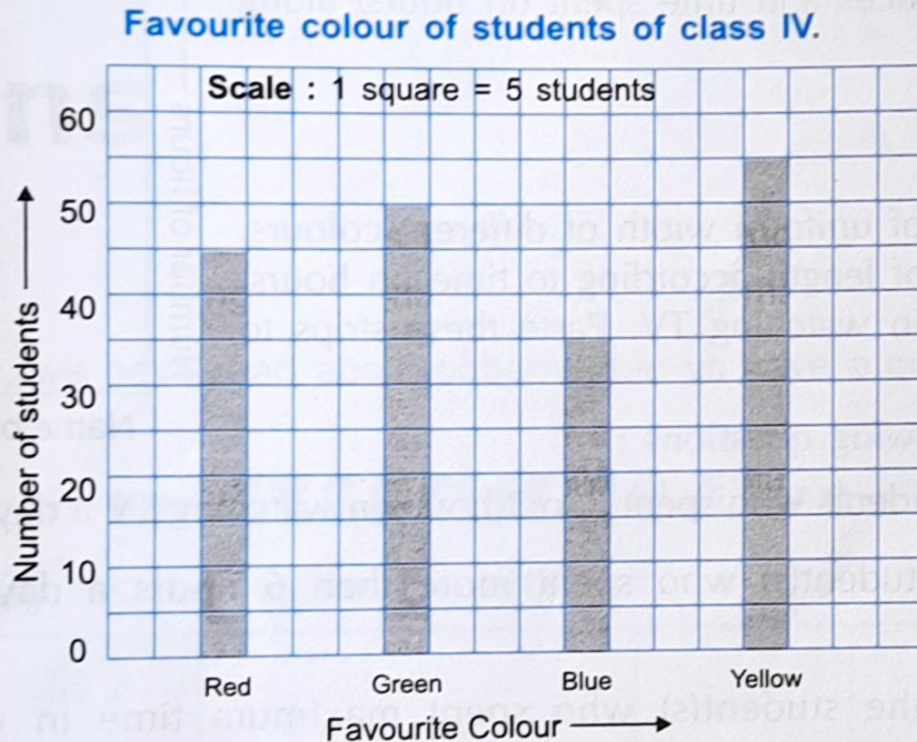
Marks obtained by Abhijit



1. In which subject Abhijit got the highest marks? Science
2. In which subject Abhijit got the lowest marks? Hindi
3. Find the total marks obtained by him out of 400. $70 + 50 + 80 + 90$

$$192 = 290$$

D. The following bar graph shows favourite colour of students of class IV.



Look at the bar graph and answer the following:

1. Which is the most favourite colour of the students of class IV?

Yellow

2. Which is the least favourite colour of the students of class IV?

Blue

3. How many children like green colour?

50